
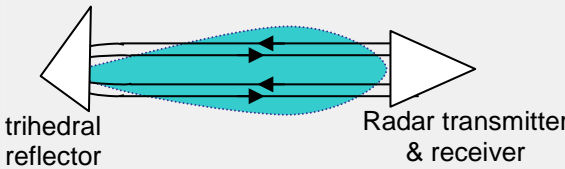

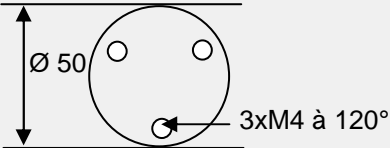


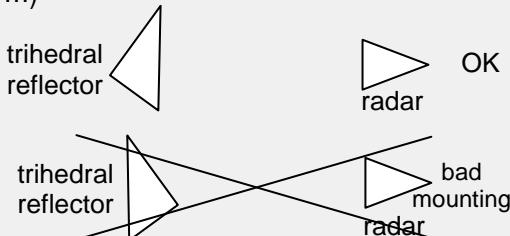




PRECISION
TRIHEDRAL
REFLECTOR

Frequency range	Microwave domain Ku Ka	
Measurement option	Upon request	
	The reflector can be used on all the frequency range.	
Response	Monostatic	 <p>trihedral reflector Radar transmitter & receiver</p>
Polarization	Rectilinear. The reflected wave is on the same plane as the wave interrogating the reflector.	
Dimension	Upon request. Determination of the relevant dimension for the R.C.S. specifications.	
Options (upon request)	 <ul style="list-style-type: none"> * Possibility of delivering standard trihedral reflectors or offset trihedral reflectors (much more wide aperture) * Surface treatment (Lanthane VS621, painting...) 	
Interface trihedral reflector/support	Standard interface Development of any other interface upon request	 <p>Ø 50 3xM4 à 120°</p>
Specific packaging	 	
⚠ Usage precautions	<p>The response of the trihedral reflector depends on the environment.</p> <ul style="list-style-type: none"> • Avoid thick fairing • Avoid fairing made of dielectrical material with important losses • Avoid any object (especially metallic) positioned between the trihedral and the radar (strap, screw...) • Take care in mounting  <p>trihedral reflector radar OK</p> <p>trihedral reflector radar bad mounting</p>	



PRECISION
TRIHEDRAL
REFLECTOR

Example of precision trihedral reflector

TTOU150	Theoretical Radar Cross Section (sqm)		Internal edge (mm)	Weight (kg)
	F = 24 GHz	F = 35 GHz		
RCS axis	3,5	7,4	150	Around 0,6kg
RCS ±20°	3,4	7,0		

